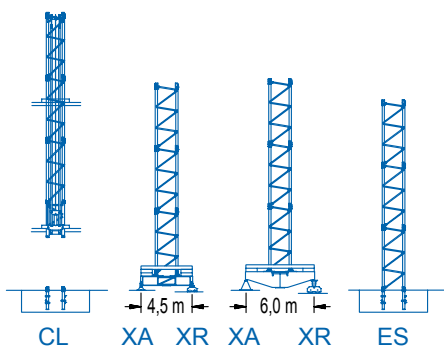


| R | 40 | 44 | 50 | 54 | 60 | 64 | 70 | 74 | m |
|-----------|------|------|------|------|------|------|------|------|----|
| | 8000 | 7000 | 5300 | 4600 | 4000 | 3700 | 3000 | 2700 | kg |
| PowerLift | 8800 | 7700 | 5830 | 5060 | 4400 | 4070 | 3300 | 2970 | kg |

(H = H - 0,4 m)



LC 2100

DIAGRAMA DE CARGAS

Load chart / Diagramme de charges / Lastdiagramm / Diagramma di carico / Диаграмма распределения нагрузки

| R (m) | | | | | | | | | | | | | | | | |
|-------|---------------|---------------|-------------|--------------|--------------|--------------|--------------|--------------|--------------|--------------|--------------|--------------|--------------|--------------|--------------|---------|
| 74 | 14,3 18000 | 15 17005 | 20 12165 | 25,8 9000 | 25,9 9000 | 30 7660 | 34 6660 | 40 5545 | 44 4980 | 50 4300 | 54 3930 | 60 3475 | 64 3220 | 70 2890 | 74,0 2700 | m kg |
| 70 | 14,6 18000 | 15 17460 | 20 12500 | 26,4 9000 | 26,7 9000 | 30 7920 | 34 6890 | 40 5745 | 44 5155 | 50 4455 | 54 4075 | 60 3605 | 64 3340 | 70,0 3000 | m kg | |
| 64 | | 15,7 18000 | 20 13585 | 25 10470 | 28,4 9000 | 29,1 9000 | 34 7580 | 40 6325 | 44 5685 | 50 4920 | 54 4505 | 60 3990 | 64,0 3700 | m kg | | |
| 60 | | 15,6 18000 | 20 13480 | 25 10390 | 28,2 9000 | 29,1 9000 | 34 7585 | 40 6335 | 44 5695 | 50 4930 | 54 4515 | 60,0 4000 | m kg | | | |
| 54 | | 15,7 18000 | 20 13610 | 25 10500 | 28,5 9000 | 29,6 9000 | 34 7725 | 40 6450 | 44 5800 | 50 5020 | 54,0 4600 | m kg | | | | |
| 50 | | 16,3 18000 | 20 14255 | 25 11005 | 29,7 9000 | 31,0 9000 | 34 8140 | 40 6800 | 44 6115 | 50,0 5300 | m kg | | | | | |
| 44 | | 18,2 18000 | 20 16115 | 25 12480 | 30 10100 | 33,1 9000 | 35,0 9000 | 40 7775 | 44,0 7000 | m kg | | | | | | |
| 40 | | 18,5 18000 | 20 16490 | 25 12275 | 30 10345 | 33,8 9000 | 35,9 9000 | 40,0 8000 | m kg | | | | | | | |

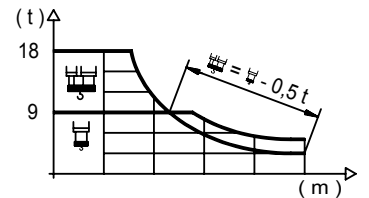
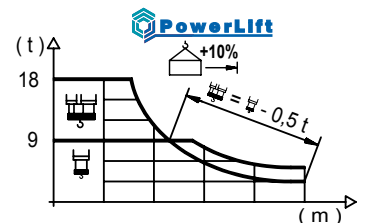


DIAGRAMA DE CARGAS POWERLIFT

Load chart PowerLift / Diagramme de charges PowerLift / Lastdiagramm PowerLift / Diagramma di carico PowerLift / Диаграмма распределения нагрузки PowerLift

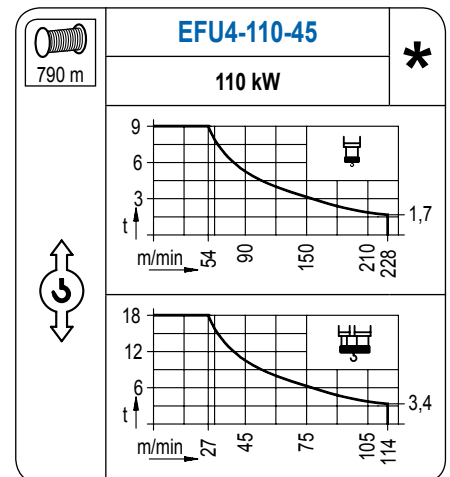
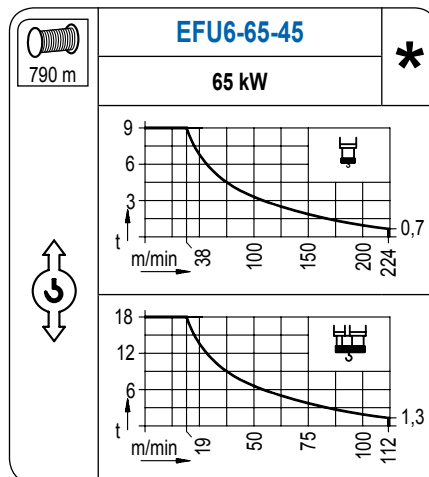
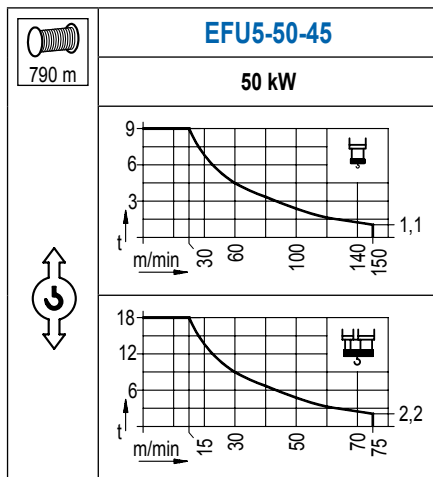
| R (m) | | | | | | | | | | | | | | | | |
|-------|---------------|-------------|-------------|--------------|--------------|--------------|--------------|--------------|------------|--------------|--------------|--------------|--------------|--------------|--------------|---------|
| 74 | 15,1 18000 | 20 13010 | 25 10010 | 27,3 9000 | 28,0 9000 | 35 7030 | 38 6410 | 40 6050 | 44 5440 | 50 4700 | 54 4300 | 60 3810 | 64 3530 | 70 3180 | 74,0 2970 | m kg |
| 70 | 15,5 18000 | 20 13400 | 25 10320 | 28,1 9000 | 28,9 9000 | 35 7280 | 38 6640 | 40 6280 | 44 5640 | 50 4880 | 54 4470 | 60 3960 | 64 3670 | 70,0 3300 | m kg | |
| 64 | 16,7 18000 | 20 14640 | 25 11300 | 28 9900 | 30,3 9000 | 31,5 9000 | 38 7330 | 40 6920 | 44 6230 | 50 5400 | 54 4940 | 60 4380 | 64,0 4070 | m kg | | |
| 60 | 16,7 18000 | 20 14630 | 25 11290 | 28 9890 | 30,3 9000 | 31,6 9000 | 38 7350 | 40 6950 | 44 6250 | 50 5410 | 54 4960 | 60,0 4400 | m kg | | | |
| 54 | 16,9 18000 | 20 14800 | 25 11440 | 28 10010 | 30,6 9000 | 32,2 9000 | 38 7490 | 40 7080 | 44 6370 | 50 5520 | 54,0 5060 | m kg | | | | |
| 50 | 17,6 18000 | 20 15530 | 25 12010 | 28 10520 | 31,9 9000 | 33,8 9000 | 38 7910 | 40 7470 | 44 6720 | 50,0 5830 | m kg | | | | | |
| 44 | 19,6 18000 | 25 13660 | 28 11990 | 30 11060 | 35,8 9000 | 38,2 9000 | 40 8550 | 44,0 7700 | m kg | | | | | | | |
| 40 | 20,0 18000 | 25 14000 | 28 12290 | 30 11350 | 36,5 9000 | 39,2 9000 | 40,0 8800 | m kg | | | | | | | | |



LC 2100

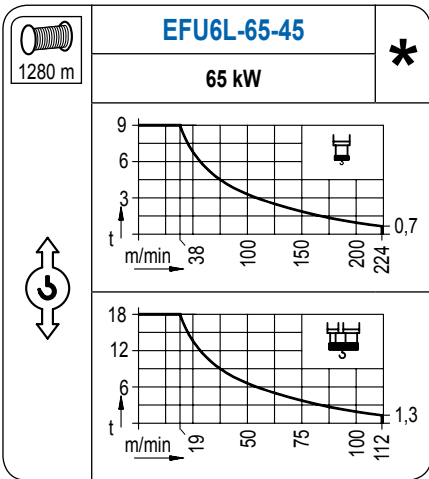
MECANISMOS

Mechanisms / Mécanismes / Antriebe / Meccanismi / Механизмы

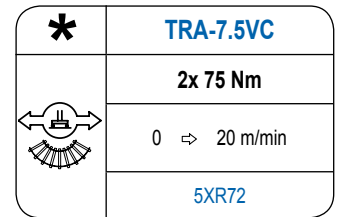
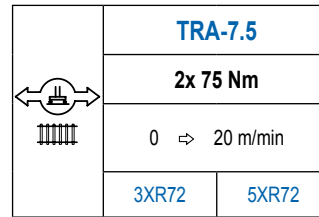
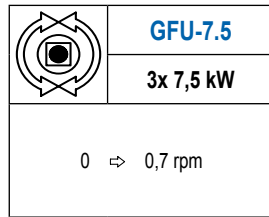
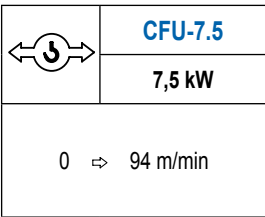
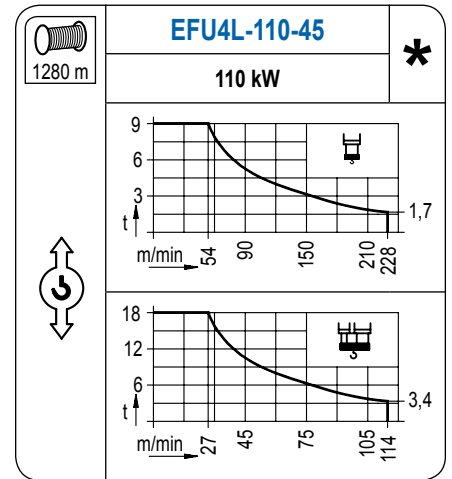


MECANISMOS

Mechanisms / Mécanismes / Antriebe / Meccanismi / Механизмы



Para mecanismos de alta capacidad de cable consultar cargas. / For mechanisms with high drum capacity, request loads. / Pour des mécanismes avec une grande capacité de câble il faut consulter. / Für Hubmechanismen mit hoher Kabelkapazität, Lastdiagramm anfragen. / Gru con tamburo ad alta capacità di avvolgimento fune, consultare il diagramma di carico. / Проконсультируйтесь о нагрузках при механизмах с большей вместимостью кабеля.



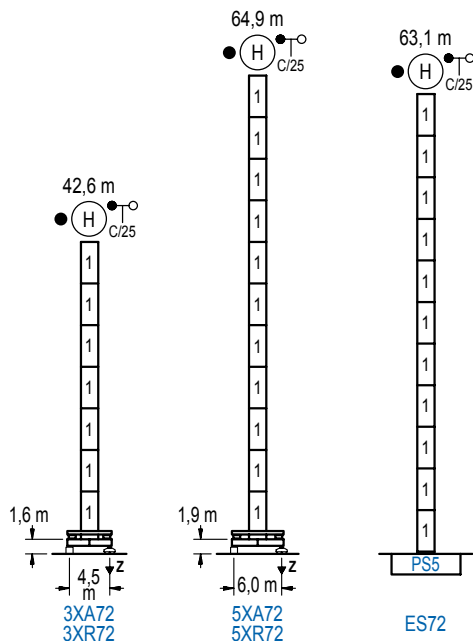
| POTENCIA / POWER / PUISSANCE / LEISTUNG / POTENZA / МОЩНОСТЬ | | | | Tensión de alimentación / Operating voltage / Tension de service / Betriebsspannung / Tensione di alimentazione / Напряжение источника питания | Generador / Generator / Générateur / Generator / Generatore / Генератор |
|--|---|--|---|--|---|
| Elevación / Hoist / Levage / Hub / Sollevamento / Тип механизма (подъем) | Carro / Trolley / Chariot / Laufkatze / Carrello / Грузовая тележка | Giro / Slewing / Rotation / Drehbewegung / Rotazione / Поворот | Traslación / Travel / Translation / Verfahrbewegung / Traslazione / Ход | 400 V 3ph 50 Hz | 160 kVA 180 kVA 180 kVA 250 kVA 250 kVA |
| EFU5-50-45 | CFU-7.5 | (3x) GFU-7.5 | (2x) TRA-7.5 | | 160 kVA |
| EFU6-65-45 | | | | | 180 kVA |
| EFU6L-65-45 | | | | | 180 kVA |
| EFU4-110-45 | | | | | 250 kVA |
| EFU4L-110-45 | | | | | 250 kVA |

Opcional / Optional / En option / Kaufoption / Opzionale / Опционально

ALTURAS BAJO GANCHO

Heights under hook / Hauteurs sous crochet / Hakenhöhen / Altezza sotto gancio / Высота под крюком

∅ 2,0 m



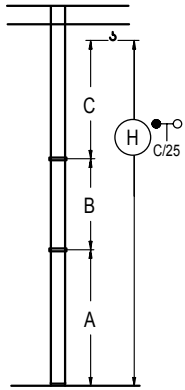
| n° | Ref. | ∅ | h |
|----|------|-----|-----|
| 1 | S25 | 2,0 | 5,5 |

| Z máx. | En servicio / In operation / En service / In Betrieb / In servizio / При работе | 3XR72..... 105 t 5XR72..... 107 t |
|--------|--|--------------------------------------|
| | Fuera de servicio / Out of service / Hors service / Ausser Betrieb / Fuori servizio / В стационарном состоянии | 3XR72..... 74 t 5XR72..... 132 t |

Otras zonas de viento o alturas superiores consultar / Other wind zones or additional hook heights on request / Autres zones de vent ou des hauteurs supplémentaires sur demande / Andere Windzonen oder weitere Hakenhöhen auf Anfrage / Per zone con velocità del vento particolari o altezze superiori consultare il fabbricante / При других ветренных зонах о при большой высоте проконсультируйтесь с нами

GRÚA ARRIOSTRADA

Braced crane / Grue à entretoisement / Abgespannter Kran / Gru ancorata / Нарастиваемый кран

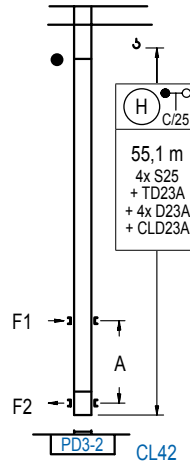


| | 3XA72 | 5XA72 |
|-------|------------|------------|
| A max | 29,1 | 51,4 |
| B max | - 33,0 | - 33,0 |
| C max | 52,0 46,5 | 46,5 46,5 |
| H max | 81,1 108,6 | 97,9 130,9 |

| | ES72 |
|-------|------------|
| A max | 49,6 |
| B max | - 33,0 |
| C max | 46,5 46,5 |
| H max | 96,1 129,1 |

GRÚA TREPADORA

Internal climbing crane / Grue avec cage de télescopage intérieure / Kran mit klettern im Gebäude / Gru in rampante in cavedio / Кран с самоподъемом



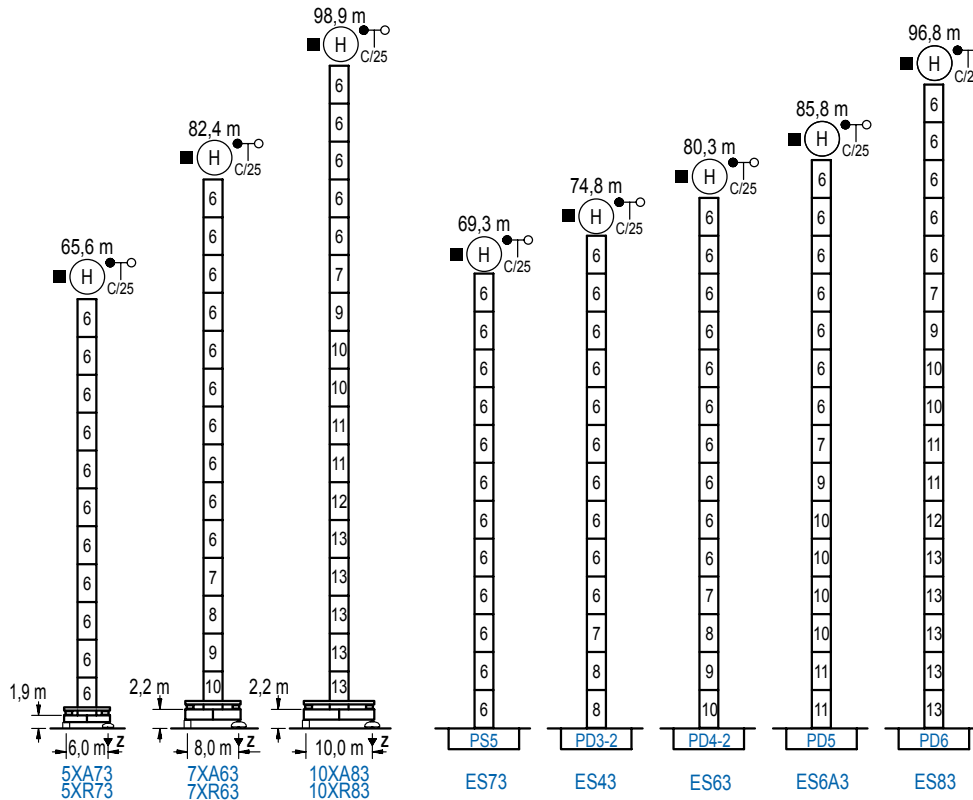
| nº | Ref. | ∅ | h |
|----|--------|-----|-----|
| 1 | S25 | 2,0 | 5,5 |
| 2 | TD23A | 2,0 | 5,5 |
| 3 | D23A | 2,0 | 5,5 |
| 18 | CLD23A | 2,0 | 3,1 |

Otras zonas de viento, alturas superiores, arriostramientos o trepado interno consultar / Other wind zones, additional hook heights, tie frames or internal climbing on request / Autres zones de vent, des hauteurs supplémentaires, entretoisements ou grues avec cage de télescopage intérieure, sur demande / Andere Windzonen, weitere Hakenhöhen, Abspannungen zum Gebäude oder Klettern im Gebäude auf Anfrage / Per zone con velocità del vento particolari, altezze superiori, ancoraggi o rampante in cavedio, consultare il fabbricante / При других ветренных зонах, при большой высоте, привязках к зданию или наращивании крана внутри здания проконсультируйтесь с нами

ALTURAS BAJO GANCHO

Heights under hook / Hauteurs sous crochet / Hakenhöhen / Altezza sotto gancio / Высота под крюком

∅ 2,5 m



| nº | Ref. | ∅ | h | nº | Ref. | ∅ | h | nº | Ref. | ∅ | h |
|----|-------|-----|-----|----|------|-----|-----|----|-------|-----|-----|
| 6 | S35 | 2,5 | 5,5 | 9 | TD34 | 2,5 | 5,5 | 12 | TD36B | 2,5 | 5,5 |
| 7 | TD33A | 2,5 | 5,5 | 10 | D34 | 2,5 | 5,5 | 13 | D36 | 2,5 | 5,5 |
| 8 | D33 | 2,5 | 5,5 | 11 | D35 | 2,5 | 5,5 | | | | |

Otras zonas de viento o alturas superiores consultar / Other wind zones or additional hook heights on request / Autres zones de vent ou des hauteurs supplémentaires sur demande / Andere Windzonen oder weitere Hakenhöhen auf Anfrage / Per zone con velocità del vento particolari o altezze superiori consultare il fabbricante / При других ветренных зонах о большой высоте проконсультируйтесь с нами



Construcciones Metálicas COMANSA S. A.

Tel.: (34) 948 335 020 / Fax: (34) 948 330 810 / e-mail: info@comansa.com
Polígono Urbizkain E-31620 HUARTE-PAMPLONA.- SPAIN