

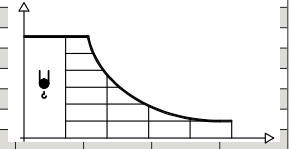


# COMANSA 5 LC 5010

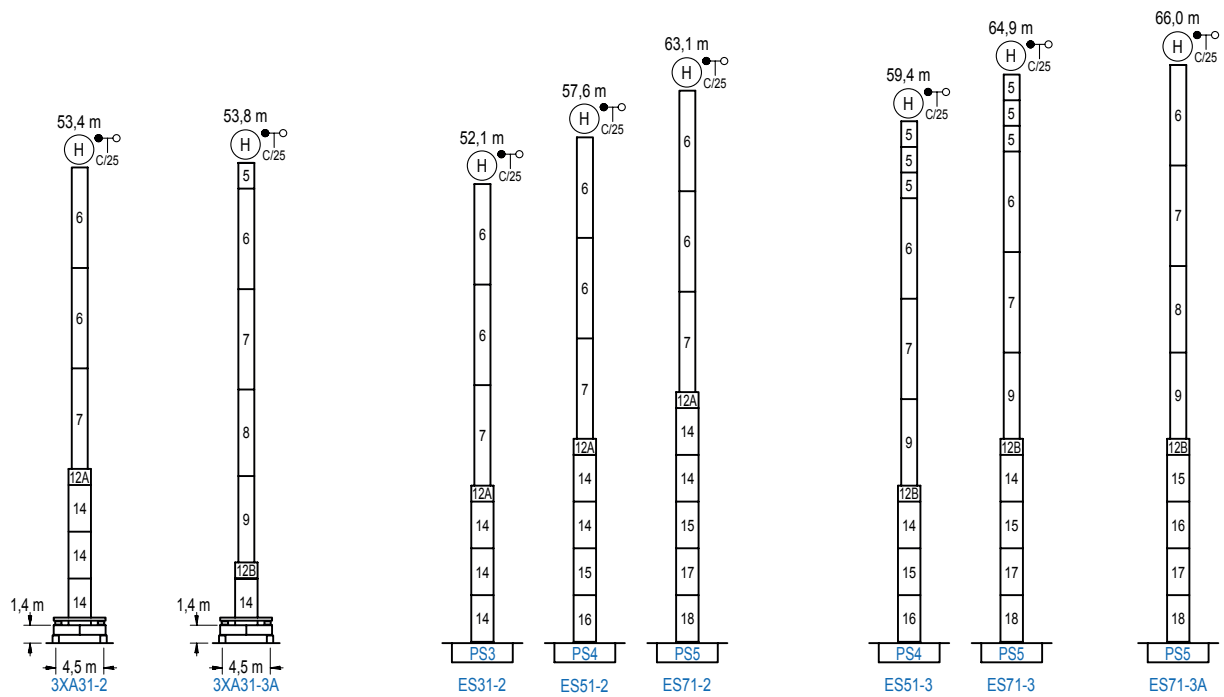
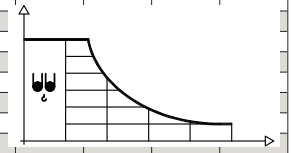
## FLAT TOP TOWER CRANE

### LOAD CHART

R (m)	Rcmax (m)	10,0	12,5	15,0	17,5	20,0	22,5	25,0	27,5	30,0	32,5	35,0	37,5	40,0	42,5	45,0	47,5	50,0
50,0	22,8						2500	2260	2020	1830	1670	1530	1410	1310	1220	1140	1070	1000
47,5	23,4						2500	2320	2090	1890	1720	1580	1460	1350	1260	1170	1100	
45,0	23,8						2500	2370	2130	1930	1760	1610	1490	1380	1280	1200		
42,5	27,1							2500	2460	2230	2040	1880	1730	1610	1500			
40,0	27,0							2500	2450	220	2030	1870	1720	1600				
37,5	27,4							2500	2490	2250	2060	1890	1750					
35,0	28,7								2500	2380	2170	2000						
32,5	29,0								2500	2410	2200							
30,0	29,5								2500	2450								
27,5	27,5								2500									
25,0	25,0							2500										
22,5	22,5						2500											
20,0	20,0					2500												



R (m)	Rcmax (m)	10,0	12,5	15,0	17,5	20,0	22,5	25,0	27,5	30,0	32,5	35,0	37,5	40,0	42,5	45,0	47,5	50,0
50,0	14,9	5000	4890	3970	3330	2850	2480	2190	1950	1760	1590	1450	1330	1220	1130	1040	970	900
47,5	15,3		5000	4080	3420	2950	2550	2250	2010	1810	1640	1490	1370	1260	1160	1080	1000	4080
45,0	15,5		5000	4150	3480	2980	2600	2300	2050	1840	1670	1520	1400	1290	1190	1100		
42,5	17,5		5000	4780	4010	3450	3010	2380	2150	4780	1950	1780	1640	1510	1400			
40,0	17,4		5000	4780	3980	3420	2990	2370	2130	4780	1940	1770	1630	1500				
37,5	17,6		5000	4800	4040	3470	3030	2400	2160	4800	1970	1800	1650					
35,0	18,5			5000	4250	3650	3190	2830	2280	5000	2080	1900						
32,5	18,6			5000	4290	3650	3190	2830	2530	5000	2100							
30,0	18,9			5000	4360	3690	3230	2860	2560	5000								
27,5	18,9			5000	4360	3750	3280	2910	2600									
25,0	18,9			5000	4350	3750	3280	2900	2600									
22,5	19,0			5000	4390	3740	3270	2900										
20,0	18,9			5000	4360	3770	3300											



TALLER FREE STANDING TOWER SYSTEMS AVAILABLE ON REQUEST