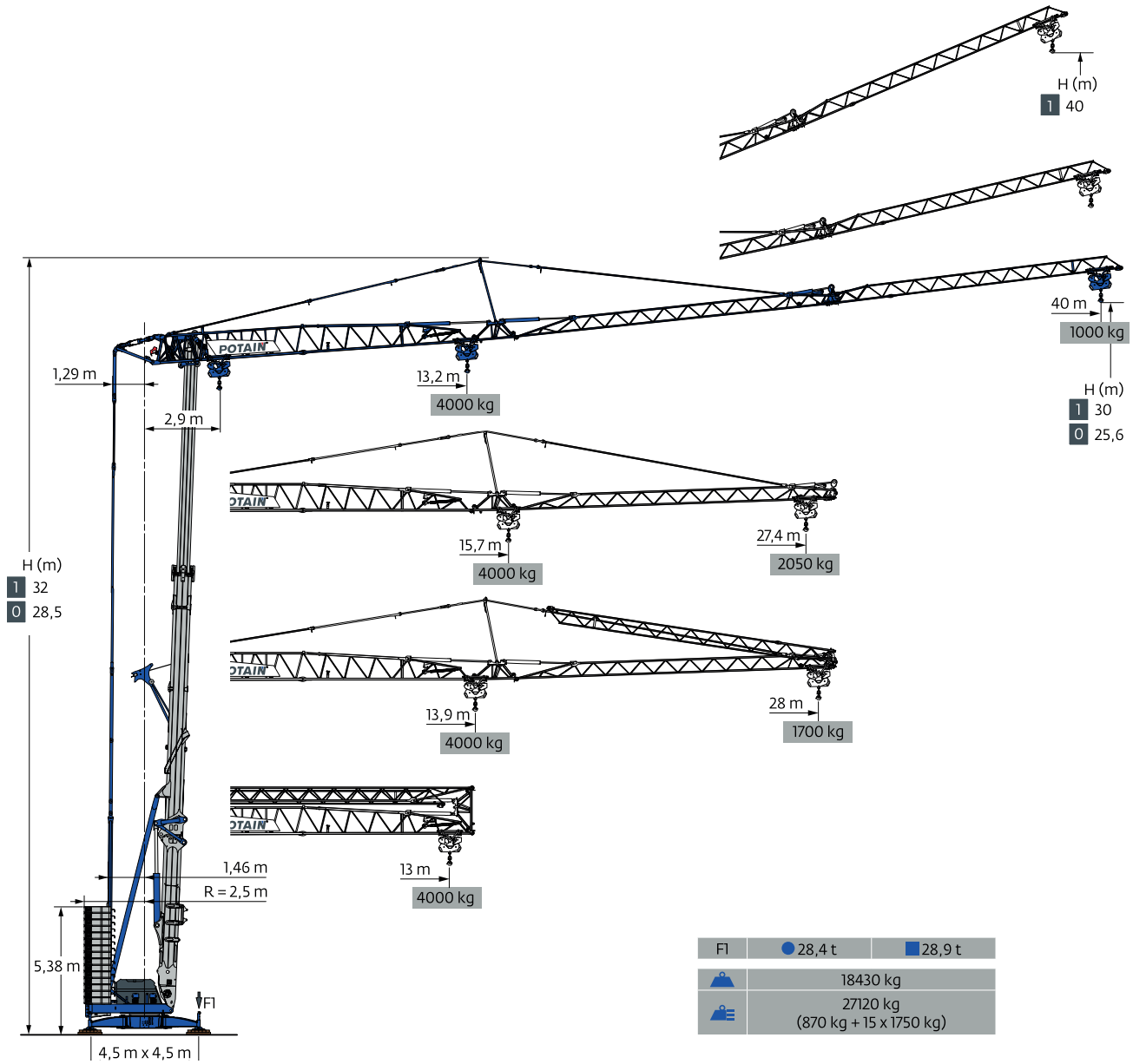


# POTAIN HUP 40-30

## SELF-ERECTING TOWER CRANE

Self erecting tower crane with 2 tower heights and a fast working speed. Pedestrian operated by radio control. Easily delivered and erected in a few hours

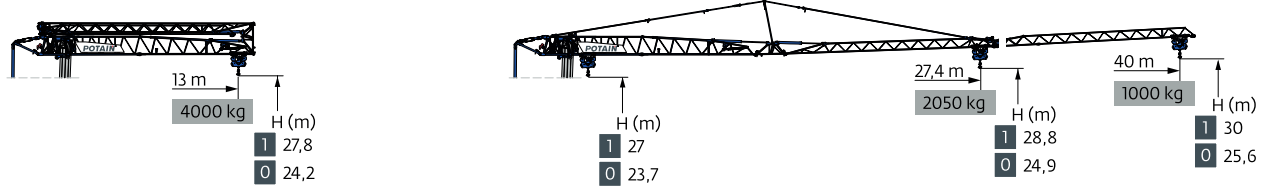


400 V - 50 Hz 480 V - 60 Hz										ch - PS hp	kW
	18 HPL 10	m/min	1,7	19	36	58	65	18	13		
		kg	4000	4000	2000	1000	500				
	3 DVF 5	m/min	1 → 45 (0 → 1000kg) 1 → 45 (1000 → 4000kg)						3	2,2	
	HPS 142	tr/min U/min rpm	0 → 0,9						2 x 5	2 x 3,7	


# POTAIN HUP 40-30

## SELF-ERECTING TOWER CRANE

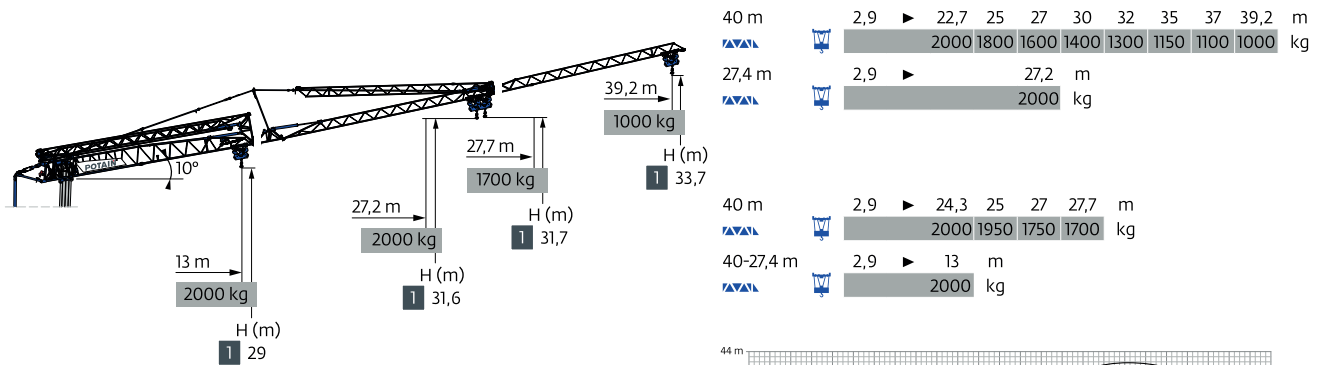
 IEC 60204-32	
400 V (+10%-10%) 50 Hz 4800 V (+6%-10%) 60 Hz	→ 22 kVA



40 m	2,9	▶	13	m	4000	kg	2,9	▶	13,2	14	15	16	17	18	19	20	22	25	27	30	32	35	37	40	m	4000	3700	3400	3150	2950	2750	2550	2400	2150	1800	1650	1450	1350	1200	1100	1000	kg	
27,4 m	2,9	▶	13	m	4000	kg	2,9	▶		15,7	16	17	18	19	20	22	25	27,4	m	4000	3900	3650	3400	3200	3000	2650	2300	2050	kg														



40 m	2,9	▶	13,9	14	15	16	17	18	19	20	22	25	27	28	m	4000	3950	3650	3350	3150	2900	2750	2550	2300	1950	1800	1700	kg
------	-----	---	------	----	----	----	----	----	----	----	----	----	----	----	---	------	------	------	------	------	------	------	------	------	------	------	------	----



40 m	2,9	▶	22,7	25	27	30	32	35	37	39,2	m	2000	1800	1600	1400	1300	1150	1100	1000	kg	
27,4 m	2,9	▶								27,2	m	2000	kg								
40 m	2,9	▶	24,3	25	27	27,7	m	2000	1950	1750	1700	kg									
40-27,4 m	2,9	▶	13	m	2000	kg															

