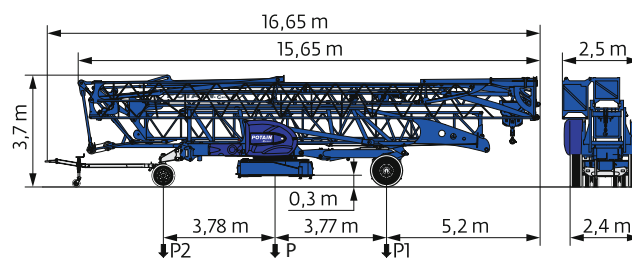
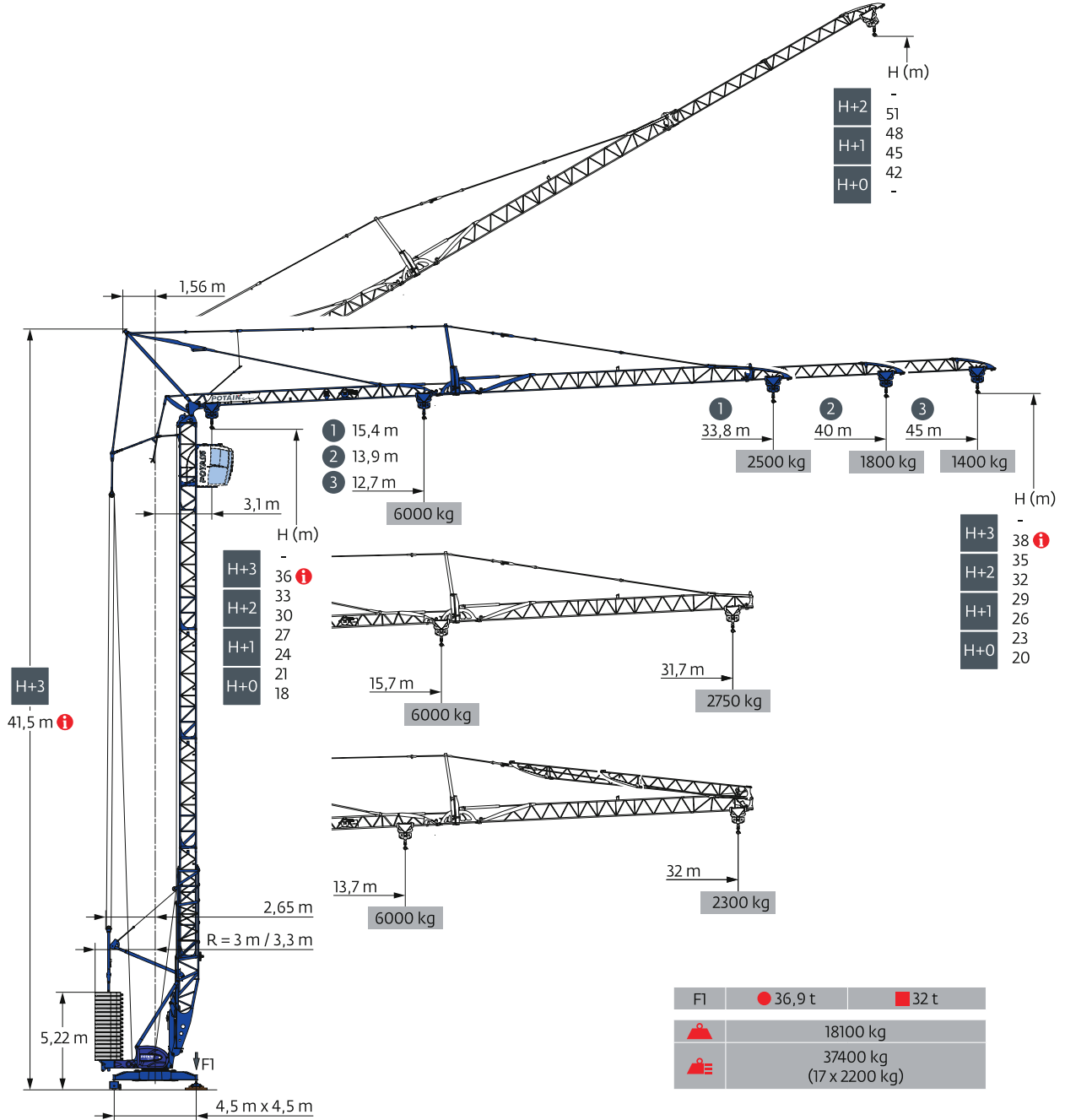


POTAIN IGO T 85A

SELF-ERECTING TOWER CRANE

Larger reliable self erecting tower crane with multiple tower heights. Can be delivered and installed in a few hours. Pedestrian operated by radio control.


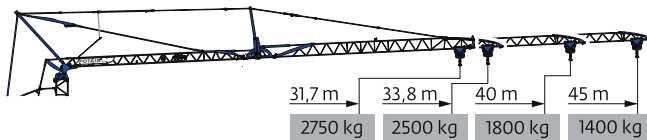


# POTAIN IGO T 85A

## SELF-ERECTING TOWER CRANE

400 V - 50 Hz 480 V - 60 Hz												ch - PS hp	kW	
	20 LVF 15 OPTIMA	m/min	3,3	17	29	55	69	1,6	8,5	14,5	27,5	34,5	20	15
		kg	3000	3000	3000	1500	750	6000	6000	6000	3000	1500		
	5 DVF 5	m/min	15 - 30 - 40(2000 → 6000kg) 15-30-55 (0 → 2000kg)									5,5	4	
	RVF 151 Optima+	tr/min U/min rpm	0 → 0,8									5,5	4	
	TVF 324	m/min	25									2 x 4	2 x 3	

IEC 60204-32	kVA
400 V (+10%-1-%) 50 Hz / 480 V (+6%) 60 Hz	→ 22 kVA → 22 kVA



45 m	3,1	▶	12,7	14	16	18	20	22,4	23,7	24	26	28	30	32	34	36	38	40	42	45	m	
			6000	5300	4500	3900	3400	3000	-	2750	2500	2300	2100	1950	1800	1650	1550	1450	1350	1250	kg	
								3000	-	2750	2500	2300	2100	1950	1800	1650	1550	1450	1350	1250	kg	
										3000	2950	2700	2450	2250	2100	1950	1850	1700	1600	1500	1400	kg
40 m	3,1	▶	13,9	16	18	20	22	24,6	25,9	26	28	30	32	34	36	38	40				m	
			6000	5000	4400	3800	3400	3000	-	2800	2550	2350	2200	2000	1900	1750	1650				kg	
								3000	-	2800	2550	2350	2200	2000	1900	1750	1650				kg	
										3000	3000	2750	2550	2350	2200	2050	1900	1800			kg	
33,8 m	3,1	▶	15,4	18	20	22	24	26	27,6	28,9	30	32	33,8								m	
			6000	5000	4400	3900	3500	3200	3000	-	2700	2500	2350								kg	
									3000	-	2700	2500	2350								kg	
											3000	2850	2650	2500							kg	
31,7 m	3,1	▶	15,7	18	20	22	24	26	28,1	29,4	30	31,7									m	
			6000	5100	4500	4000	3600	3300	3000	-	2800	2600									kg	
									3000	-	2800	2600									kg	
											3000	2950	2750								kg	
45 m	3,1	▶	13,7	16	18	20	22	24,1	25,5	28	30	32									m	
40 m			6000	5000	4300	3800	3400	3000	-	2550	2350	2150									kg	
								3000	-	2550	2350	2150									kg	
										3000	2700	2500	2300								kg	

	45 m
	40 m
H+1	-
H+0	38,4
	35,4

