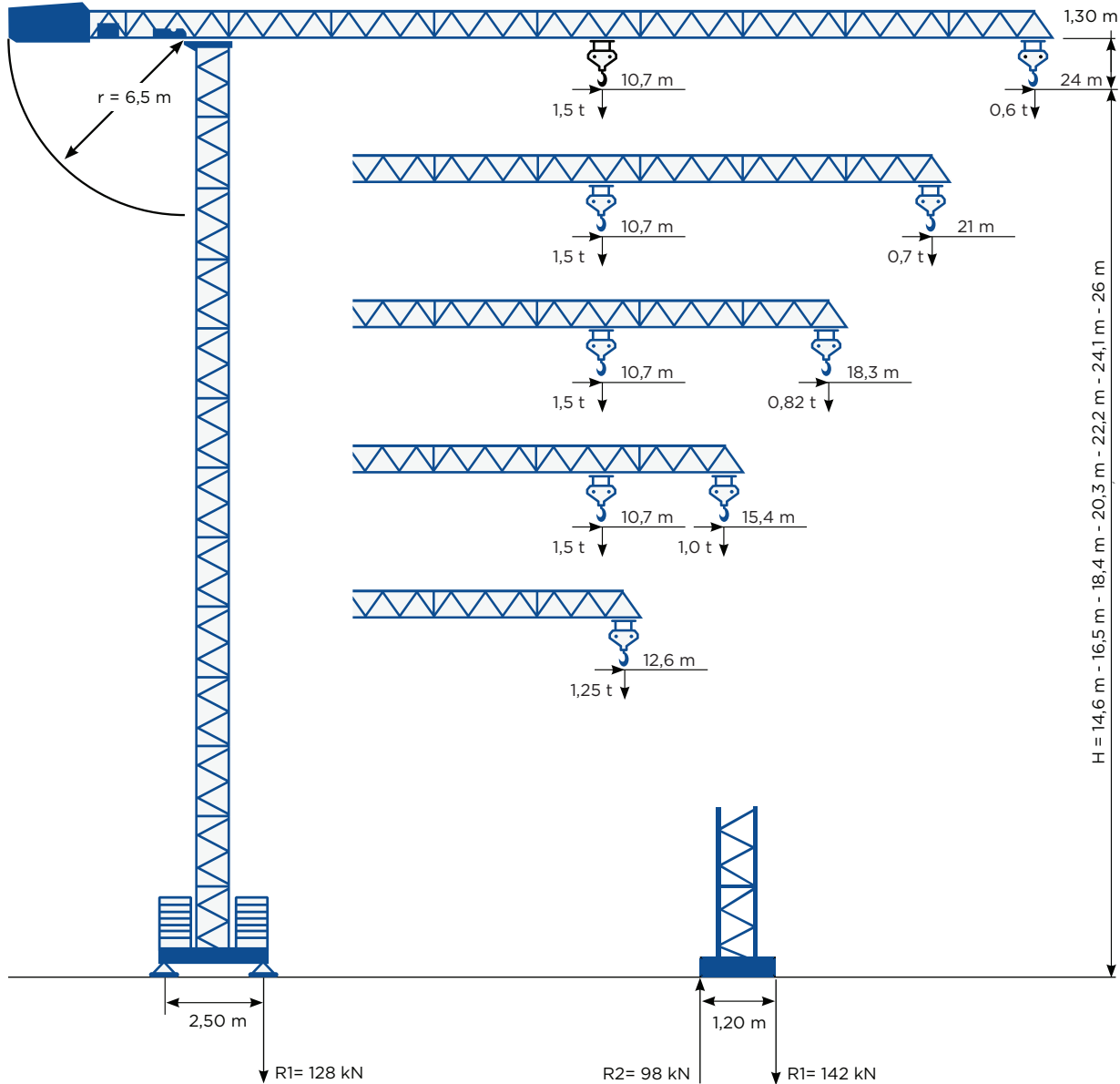


# TEREX F6.22.H

## MINI FLAT TOP TOWER

The Terex F6.24H can be carried through a standard doorway and entirely self-erected by hand. We have undertaken projects at the end of seaside piers, tops of mountains and in other impossible areas where it is not possible to reach with a mobile crane.






			10,70 m	12,60 m	14,10 m	15,40 m	16,80 m	18,30 m	21,10 m	24 m
1,5 t	10,70 m	t	1,50	1,25	1,10	1,00	0,90	0,82	0,70	0,60

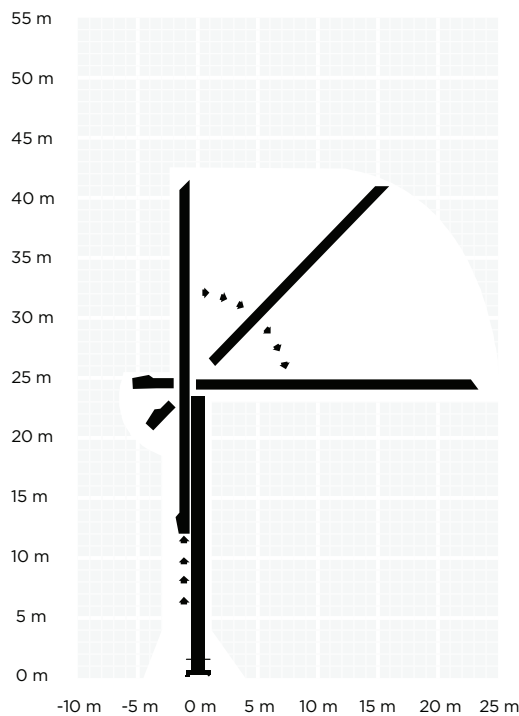
JIB LENGTH	COUNTERWEIGHT
24,00	2,80
21,10	2,40
18,30	2,10
15,40	1,80
12,60	1,55

H MAX (M)	BASE BALLAST
14,60	11,36
16,50 - 18,40	12,78
20,30 - 22,20	14,20
24,10	15,62
26,00	17,04

# TEREX F6.22.H




## MINI FLAT TOP TOWER

		m/min	kg	kW
Hoisting		4,5	1500	2,2
		18	1500	4,4
		36	900	5,9
Trolleying		0 → 12 → 32		1,1
18,30		0 → 0,3 → 0,9 tr/min - U/min - rpm		11 Nm
Erection				1,5
Power Requirements				9 kVA
Main supply				400 V - 50 Hz
Weight of crane				5000 kg








FC 6.24H	DESCRIPTION	LENGTH	WIDTH	HEIGHT	QUANTITY	WEIGHT
----------	-------------	--------	-------	--------	----------	--------

### UNDERCARRIAGE







	UNDERCARRIAGE	1,35 m	1,35 m	0,50 m	1	350 kg
	UNDERCARRIAGE SUPPORT	1,00 m	0,41 m	0,25 m	rcarr	90kg
	UNDERCARRIAGE AND UNDERCARRIAGE SUPPORT	2,00 m	2,00 m	0,50 m	1	710 kg

### TOWER

	TOWER SECTION	1,92 m	0,89 m	0,80 m	1	260 kg
	TOWER SECTION	1,92 m	0,89 m	0,80 m	6 - 21	175 kg
	TOWER SECTION	0,97 m	0,89 m	0,80 m	1	110 kg
	SLEWING UNIT	1,10 m	1,05 m	0,50 m	1	400 kg



### UPPER PART

	COUNTERWEIGHT	2,45 m	0,75 m	1,22 m	1	310 kg
	COUNTER JIB	2,50 m	1,02 m	0,85 m	1	310 kg 200 kg
	JIB SECTION	2,82 m	0,76 m	0,90 m	1	250 kg
	JIB SECTION	3,11 m	0,75 m	0,90 m	2	150 kg
	JIB SECTION	3,10 m	0,75 m	0,90 m	5	110 kg
	JIB SECTION	4,25 m	0,75 m	0,86 m	1	100 kg